



### District Report Card: 2017


<b>State:</b> Telangana	<b>District:</b> PEDDAPALLI
<b>Class:</b> 8	<b>Subject:</b> Science
<b>Schools:</b> 51	<b>Students:</b> 1047


### Participation/Coverage


#### Students

<b>GENDER</b> 	Boys		Girls	
	Number	%	Number	%
	443	42.31	604	57.69

<b>AREA</b> 	Rural		Urban	
	Number	%	Number	%
	838	80.04	209	19.96

<b>CATEGORY</b> 	SC		ST		OBC		GEN	
	Number	%	Number	%	Number	%	Number	%
	293	27.98	35	3.34	684	65.33	35	3.34

<b>CWSN</b> 	LD	VI	HI	S&LD	ID	Oth
	3	1	3	0	0	1

<b>MANAGEMENT</b> 	Government		Government-aided	
	Number	%	Number	%
	1006	96.08	41	3.92

### Average Performance of Students in Science (%)

Overall	Gender		Area		Management		Social Group			
	Male	Female	Rural	Urban	Govt.	Aided	SC	ST	OBC	GEN
<b>37.50</b>	<b>37.62</b>	<b>37.41</b>	<b>38.69</b>	<b>32.73</b>	<b>37.90</b>	<b>27.64</b>	<b>33.58</b>	<b>44.76</b>	<b>39.11</b>	<b>31.43</b>

## Performance on Learning Outcomes (LOs)

Learning Outcomes	Description	Average Performance(%)
SCI703	Classifies materials and organisms based on properties/characteristics	37.11
SCI704	Conducts simple investigation to seek answers to queries	26.50
SCI705	Relates processes and phenomenon with causes	45.01
SCI708	Measures and calculates e.g., temperature; pulse rate; speed of moving objects; time period of a simple pendulum, etc	37.73
SCI710	Plots and interprets graphs	32.77
SCI711	Constructs models using materials from surroundings and explains their working	30.32
SCI801	Differentiates materials, organism and processes	38.40
SCI804	Relates processes and phenomenon with causes	43.69
SCI805	Explains processes and phenomenon	32.00
SCI807	Measures angles of incidence and reflection, etc.	32.66
SCI811	Applies learning of scientific concepts in day-to-day life	40.71
SCI813	Makes efforts to protect environment	51.19

Range of Performance of Students who Answered Correctly							
Below 30%		30% - 50%		50% - 75%		Above 75%	
Number	%	Number	%	Number	%	Number	%
443	42.31	378	36.10	151	14.42	75	7.16

## Lowest Performing Learning Outcomes (LOs)

1. Conducts simple investigation to seek answers to queries (26.5)
2. Constructs models using materials from surroundings and explains their working (30.32)
3. Explains processes and phenomenon (32)
4. Measures angles of incidence and reflection, etc. (32.66)
5. Plots and interprets graphs (32.77)